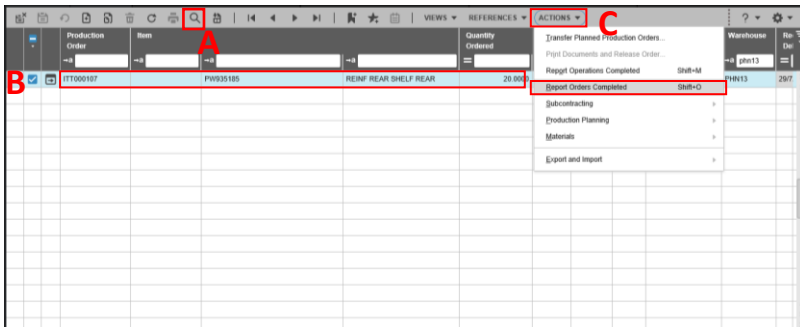


TITLE

MAINTAIN PRODUCTION ORDER

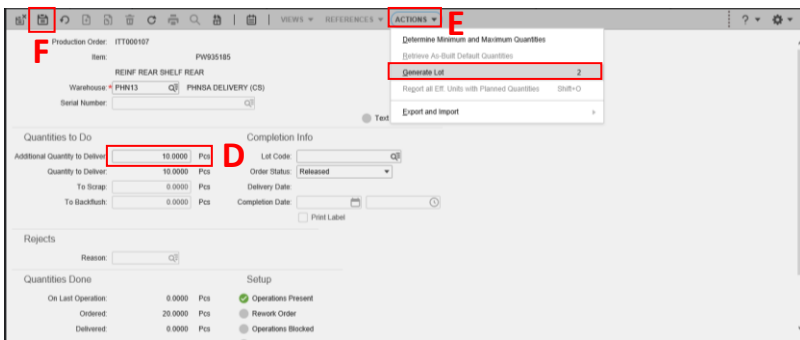
NO	SESSION/DIAGRAM	INSTRUCTIONS
----	-----------------	--------------

1.0

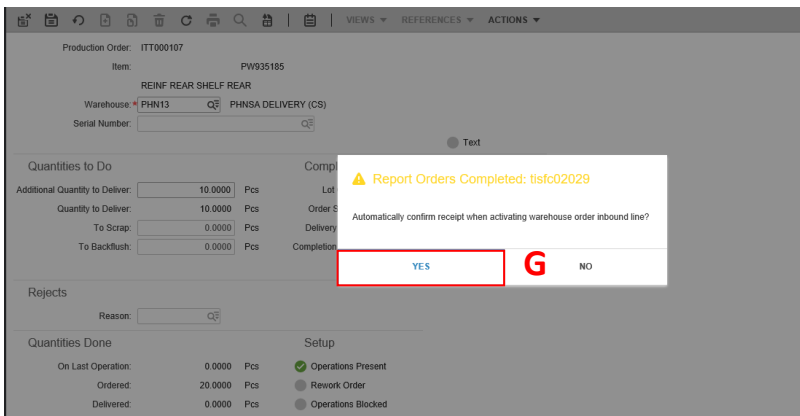


**1.0 Report Orders Completed:**  
Manufacturing\Job Shop\ Production Orders

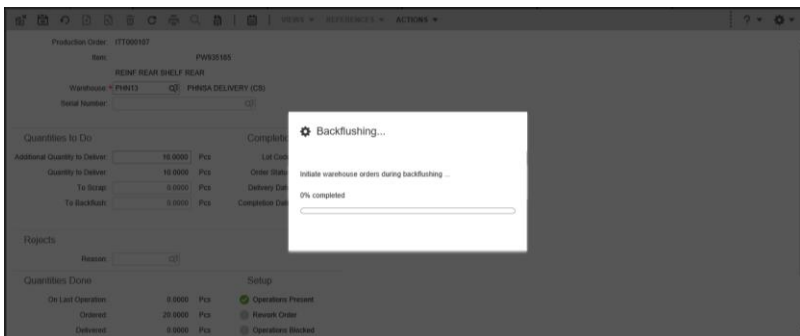
- A. Click this icon to search for Production Order.
- B. Select the Production Order. Make sure the status of the production order is “Released”.
- C. Next, go to “Actions” select “Report Orders Completed”.



- D. Insert the quantity to be maintained in the “Additional Quantity to Deliver” field.
- E. Next, click “Actions” to generate the lot number. The lot number will be automatically appeared in the “Lot Code” field.
- F. Click save to save the record.



- G. A prompt message will appear and select “Yes”.



A message of “Backflushing” will appear.

Production Order: ITT000107  
 Item: PW935185  
 REINF REAR SHELF REAR  
 Warehouse: PHN13 PHNSA DELIVERY (CS)  
 Serial Number:

Quantities to Do  
 Additional Quantity to Deliver: 0.0000 Pcs  
 Quantity to Deliver: 0.0000 Pcs  
 To Scrap: 0.0000 Pcs  
 To Backflush: 0.0000 Pcs

Completion Info  
 Lot Code: P290721PW935185W0001  
 Order Status: **Active**  
 Delivery Date: 29/7/2021 18:42:32  
 Completion Date:

Rejects  
 Reason:

Quantities Done  
 On Last Operation: 10.0000 Pcs  
 Ordered: 20.0000 Pcs  
 Delivered: 10.0000 Pcs

Setup  
 Operations Present  
 Rework Order  
 Operations Blocked

Now, the Production Order has been maintained and the status is now **“Active”**.

Production Order: 319W003442  
 Item: 53025-82150  
 SUPPORT SUB ASSY RADIATOR LWR  
 Warehouse: PHN22 PHNEB PRODUCTION  
 Serial Number:

Quantities to Do  
 Additional Quantity to Deliver: 0.0000 Pcs  
 Quantity to Deliver: 0.0000 Pcs  
 To Scrap: 0.0000 Pcs  
 To Backflush: 0.0000 Pcs

Completion Info  
 Lot Code: P1862163028-82F1313  
 Order Status: **Active**  
 Delivery Date:   
 Completion Date: **Completed**

Rejects  
 Reason:

Quantities Done  
 On Last Operation: 2628.0000 Pcs  
 Ordered: 528.0000 Pcs  
 Delivered: 2628.0000 Pcs

Setup  
 Operations Present  
 Rework Order  
 Operations Blocked

Repeat step **D** and **E** to maintain the Production Order. Once complete, change the **“Order Status”** to **“Completed”**.

**H.** Click save and close.

Infra LN UI - LNPROD

Production Orders

Production Order	Item	Quantity Ordered	Planned Delivery Date	Order Status	Start Date
ITT000081	PW86601X1-2	150.0000 Pcs	1/12/2020 16:26:57	Closed	2020 12:44:27
ITT000082	PW86601X1-2	150.0000 Pcs	1/12/2020 16:54:30	Closed	2020 13:12:00
ITT000083	PW86601X1-2	150.0000 Pcs	8/12/2020 14:19:30	Closed	2020 10:44:00
ITT000084	PW86601X1-2	150.0000 Pcs	8/12/2020 14:26:30	Closed	2020 10:44:00
ITT000086	PW86601X1-2	1.0000 Pcs	17/12/2020 10:11:27	Closed	2020 10:05:00
ITT000087	PW86601X1-2	1.0000 Pcs	17/12/2020 10:11:27	Closed	2020 10:18:17
ITT000088	PW86601X1-2	1.0000 Pcs	17/12/2020 10:28:13	Closed	2020 10:21:46
ITT000089	PW86601X1-2	1.0000 Pcs	17/12/2020 10:33:56	Closed	2020 10:27:29
ITT000090	PW86601X1-2	1.0000 Pcs	17/12/2020 10:40:25	Closed	2020 10:33:58
ITT000091	PW86601X1-2	1.0000 Pcs	17/12/2020 10:45:17	Closed	2020 10:38:50
ITT000092	61732-823300	200.0000 Pcs	17/12/2020 13:45:02	Closed	2020 11:19:00
ITT000095	61732-823300	100.0000 Pcs	10/2/2021 08:37:20	Closed	2021 23:03:00
ITT000096	61732-823300	100.0000 Pcs	31/1/2021 23:51:32	Closed	2021 23:11:00
ITT000097	61732-823300	10.0000 Pcs	10/2/2021 08:45:20	Closed	2021 06:18:00
ITT000099	TEST D	100.0000 Pcs	8/2/2021 13:35:00	Active	2021 13:35:00
ITT000102	TEST L	100.0000 Pcs	8/4/2021 09:37:00	Active	2021 09:37:00

The Production Orders’ status has been updated from **“Active”** to **“Completed”**.

**I.** Select the Production Order, go to **“Actions”** and select **“Close Orders”**.

Close Production Orders

**CLOSE ORDERS** CLOSE ROTATE CURRENCY

Actual Closing date: 29/7/2021 19:06

Options  
 Simulate Only  
 Print Financial Transactions  
 Print Error Messages Only

Settings  
 Currency for details: Department or Warehouse  
 Currency for totals: MYR Ringgit Malaysia

Sorting  
 Sort by Warehouse

ticst0201m000 888

**J.** Click **“Close Orders”**.

Select Device

**K**  
CONTINUE

CLOSE

SAVE DEFAULTS

CLEAR DEFAULTS

GET DEFAULTS

SELECT LANGUAGE...

Printer

Display

Send Message

File

Device:

D



Display

Report t1cst020102000 Close Production Orders (Process Report)

Date : 29-07-21 | 19:09 | Asl |  
PHN Industry Sdn. Bhd.

Close Production Orders (Process Report)

Page : 1  
Company : 888

Prod Ord Group	Production Order	Ware-house	Message
	ITT000020	PHN51	Order has been processed successfully.

**K.** Insert “D” in the “Device” field and click “Continue”.

The report shows an example of closed Production Order.